

# Performance Indicators for Public Employment Services

*Benchmarking for Achievement and Improvement:  
The Quadrant Approach*

Red Paper Series 04 08 07

**Synthesis** Forschung  
Kolingasse 1/12  
1090 Vienna  
Telephon 0043-1-310 63 25  
Fax 0043-1-310 63 32  
E-Mail [office@synthesis.co.at](mailto:office@synthesis.co.at)



**ÖSB-Consulting GesmbH**  
Meldemannstraße 12-14  
1200 Vienna  
Telephon 0043-1-33 168-0  
Fax 0043-1-33 168-101  
E-Mail [info@oesb.at](mailto:info@oesb.at)

The Working Group has agreed upon a benchmarking procedure which takes account of two factors:

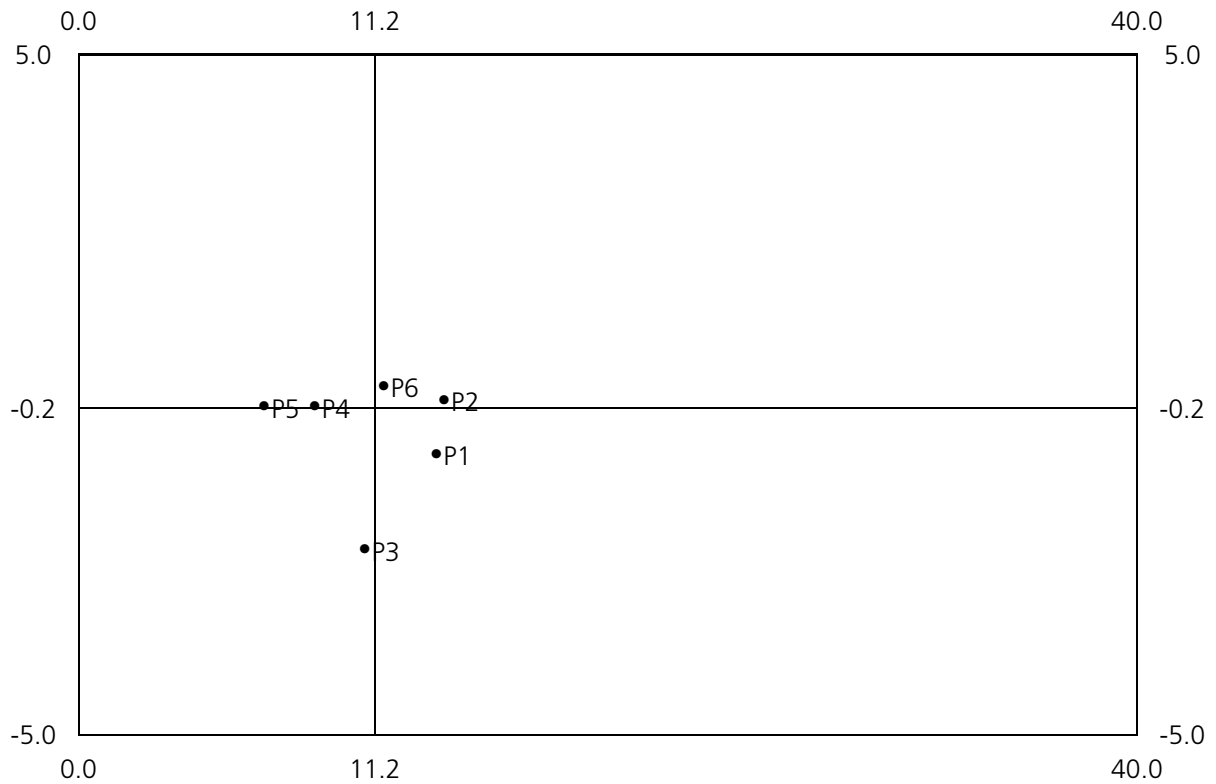
- the level of performance achieved,
- the improvement in performance.

This note documents the results of the benchmarking exercise on the basis of data available in August, 2004.

**Benchmarking for achievement and improvement**

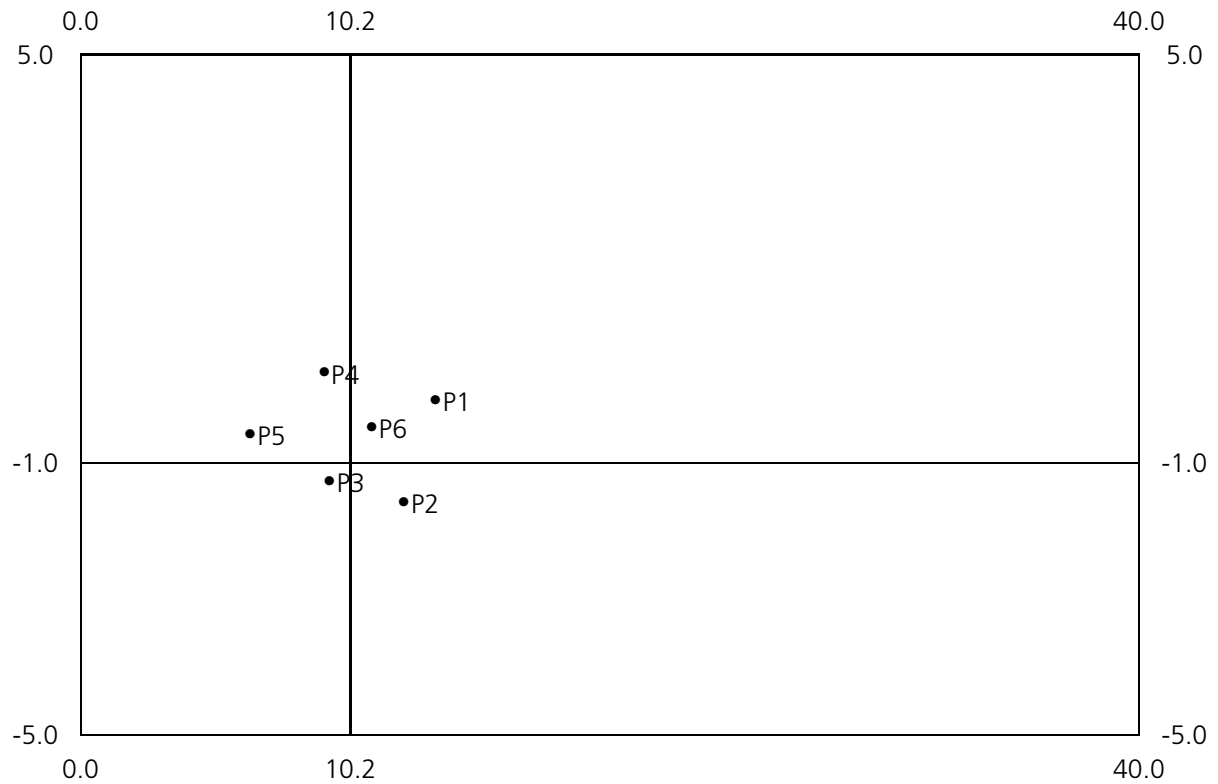
<p>Level of achievement below group median.</p> <p>Rate of change more favourable than group median.</p>	<p>Level of achievement above group median.</p> <p>Rate of change more favourable than group median.</p>
<p>Level of achievement below group median.</p> <p>Rate of change less favourable than group median.</p>	<p>Level of achievement above group median.</p> <p>Rate of change less favourable than group median.</p>

**Indicator 1: Aiming at a successful transition from unemployment to employment, total 2002**



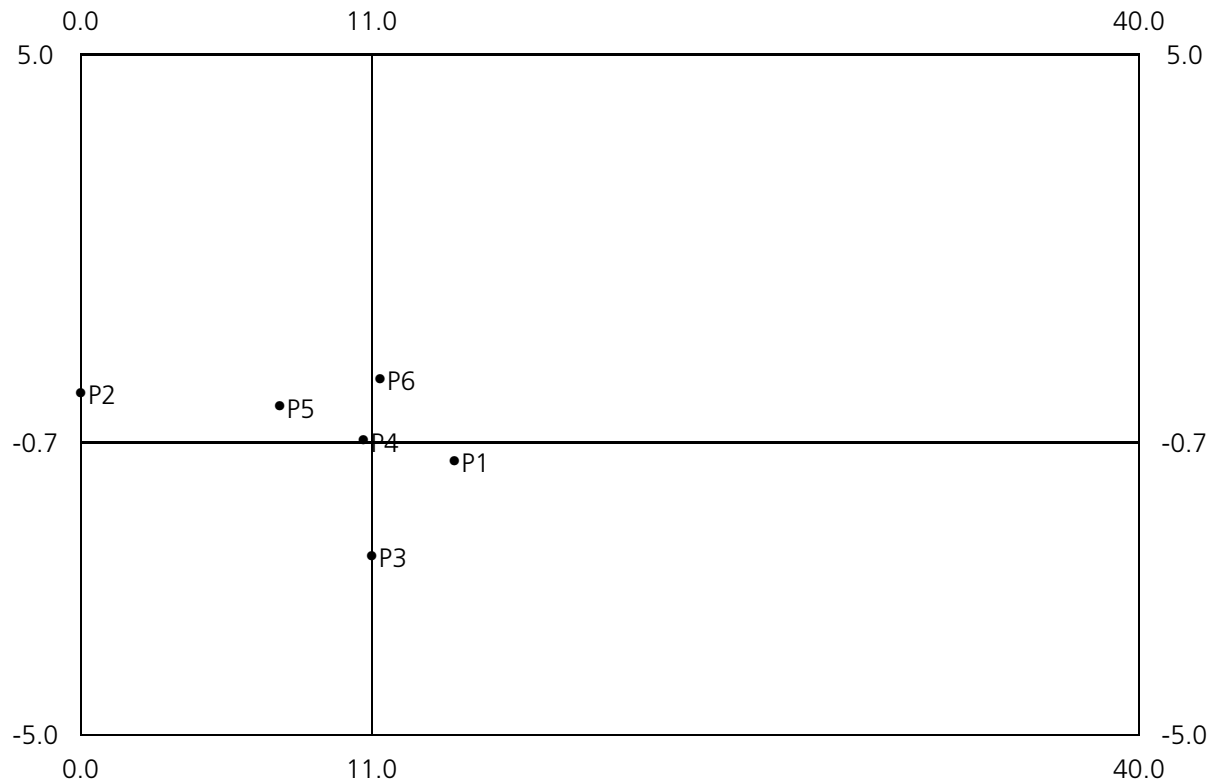
	<b>Level 2002</b>	<b>Change from 2001 to 2002</b>
PES 1	13.5	-0.9
PES 2	13.8	-0.1
PES 3	10.8	-2.3
PES 4	8.9	-0.2
PES 5	7.0	-0.2
PES 6	11.5	0.1
<b>Median</b>	<b>11.2</b>	<b>-0.2</b>

**Indicator 1: Aiming at a successful transition from unemployment to employment, total 2003**



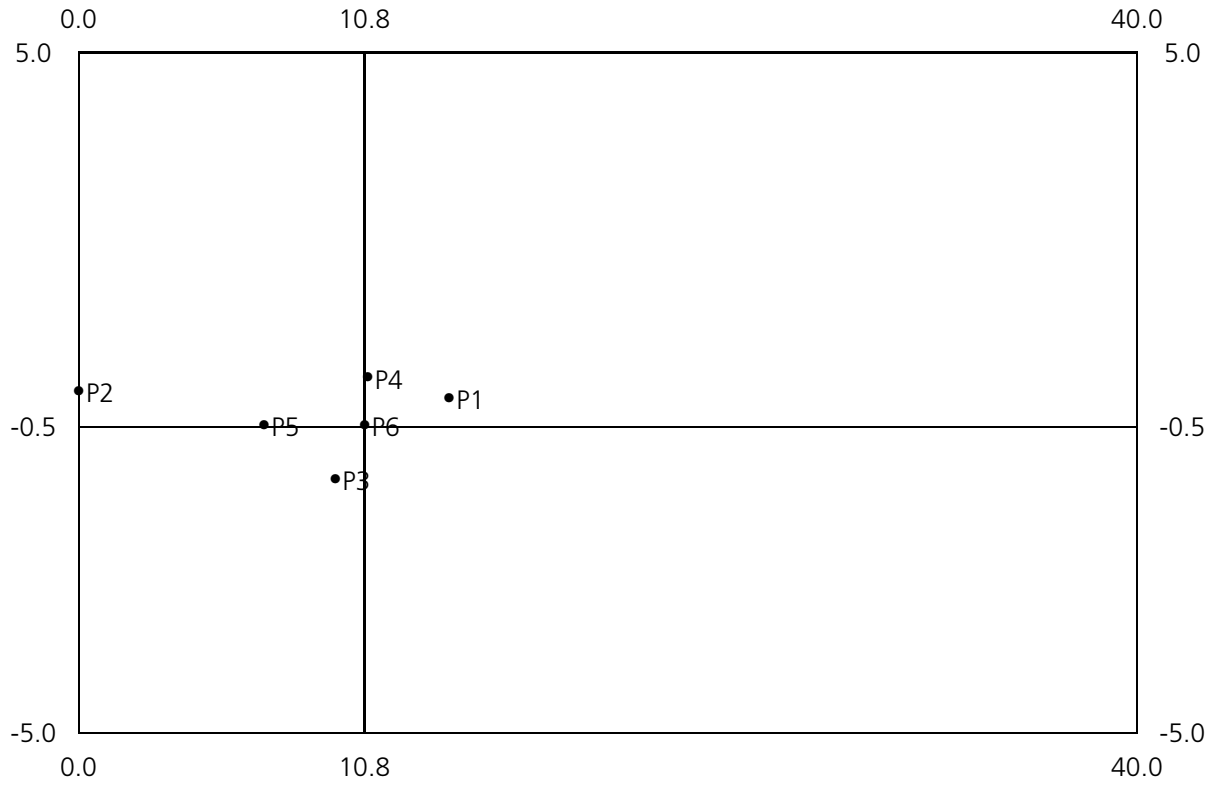
	<b>Level 2003</b>	<b>Change from 2002 to 2003</b>
PES 1	13.4	-0.1
PES 2	12.2	-1.6
PES 3	9.4	-1.3
PES 4	9.2	0.3
PES 5	6.4	-0.6
PES 6	11.0	-0.5
<b>Median</b>	<b>10.2</b>	<b>-1.0</b>

**Indicator 1: Aiming at a successful transition from unemployment to employment, men 2002**



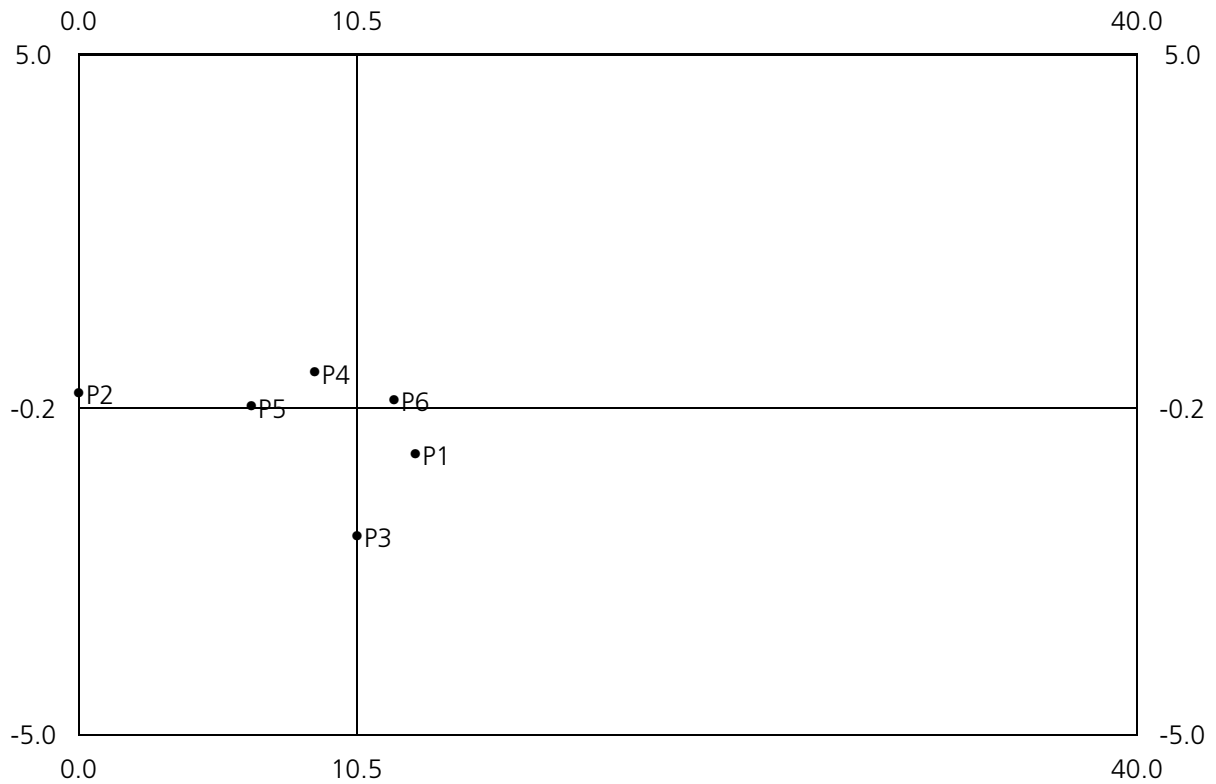
	<b>Level 2002</b>	<b>Change from 2001 to 2002</b>
PES 1	14.1	-1.0
PES 2	0.0	0.0
PES 3	11.0	-2.4
PES 4	10.7	-0.7
PES 5	7.5	-0.2
PES 6	11.3	0.2
<b>Median</b>	<b>11.0</b>	<b>-0.7</b>

**Indicator 1: Aiming at a successful transition from unemployment to employment, men 2003**



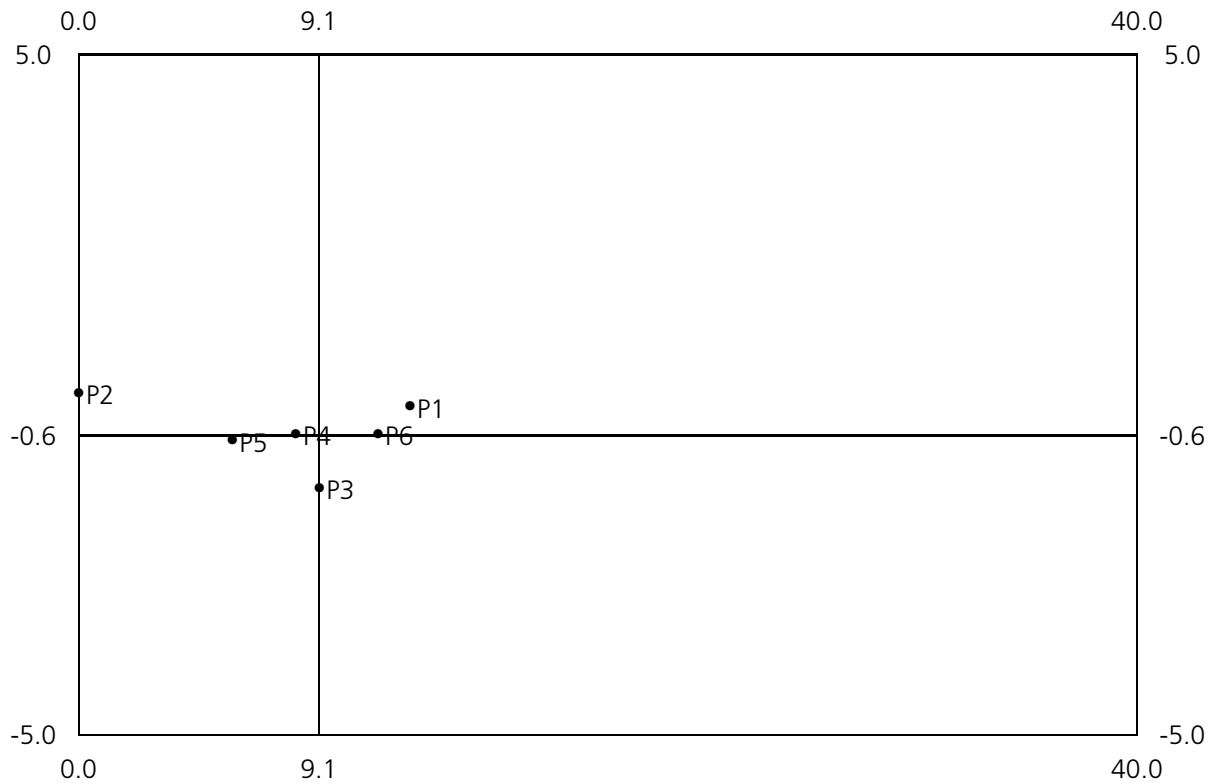
	<b>Level 2003</b>	<b>Change from 2002 to 2003</b>
PES 1	14.0	-0.1
PES 2	0.0	0.0
PES 3	9.7	-1.3
PES 4	10.9	0.2
PES 5	7.0	-0.5
PES 6	10.8	-0.5
<b>Median</b>	<b>10.8</b>	<b>-0.5</b>

**Indicator 1: Aiming at a successful transition from unemployment to employment, women 2002**




	<b>Level 2002</b>	<b>Change from 2001 to 2002</b>
PES 1	12.7	-0.9
PES 2	0.0	0.0
PES 3	10.5	-2.1
PES 4	8.9	0.3
PES 5	6.5	-0.2
PES 6	11.9	-0.1
<b>Median</b>	<b>10.5</b>	<b>-0.2</b>

**Indicator 1: Aiming at a successful transition from unemployment to employment, women 2003**



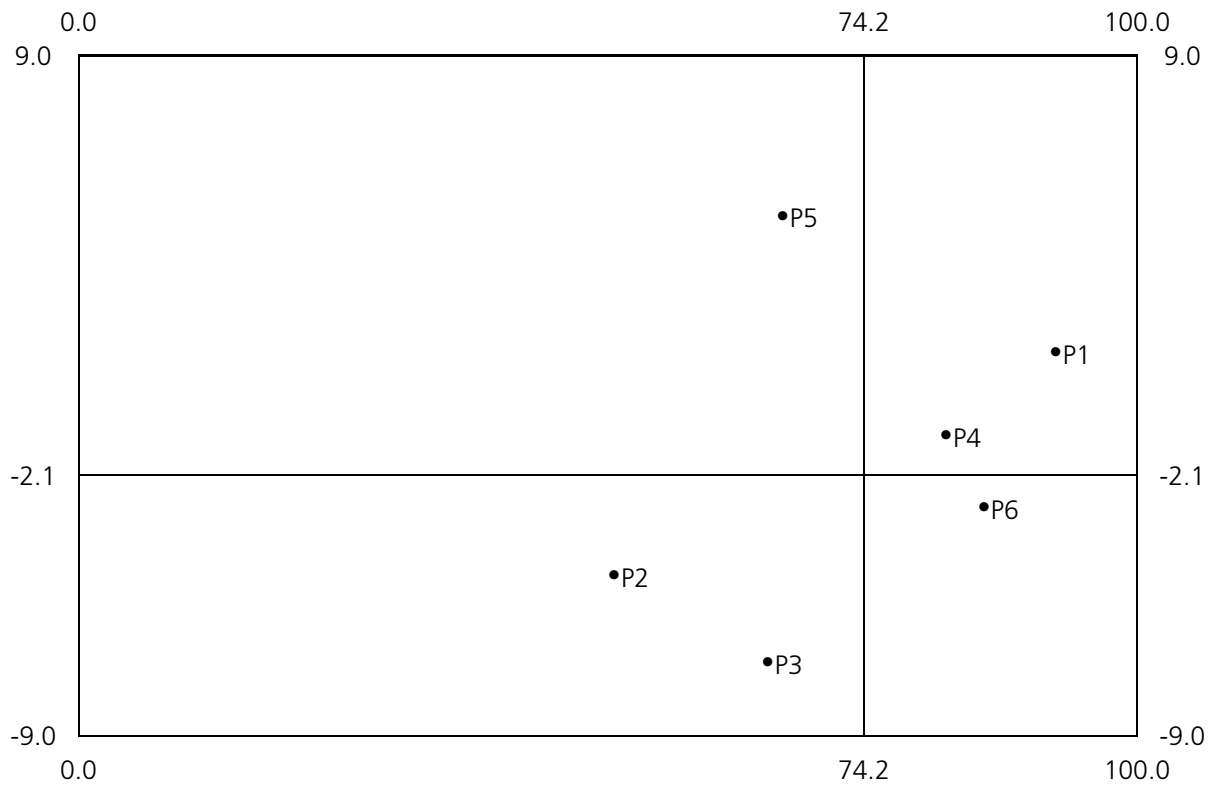
	<b>Level 2003</b>	<b>Change from 2002 to 2003</b>
PES 1	12.5	-0.2
PES 2	0.0	0.0
PES 3	9.1	-1.4
PES 4	8.2	-0.6
PES 5	5.8	-0.7
PES 6	11.3	-0.6
<b>Median</b>	<b>9.1</b>	<b>-0.6</b>

**Indicator 2: Taking a special interest that the transition to employment takes place before unemployment lasts very long, total 2002**



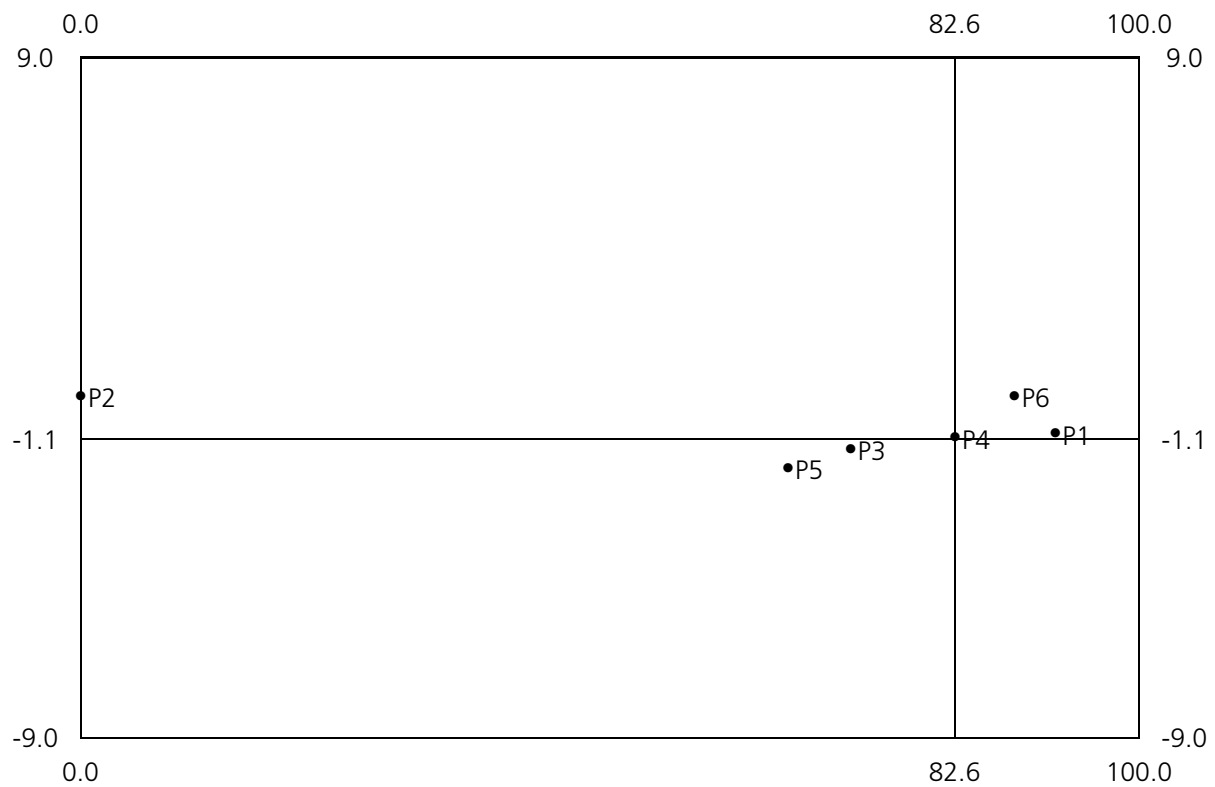
	<b>Level 2002</b>	<b>Change from 2001 to 2002</b>
PES 1	91.2	-0.9
PES 2	55.4	0.1
PES 3	72.2	-0.4
PES 4	83.0	-0.1
PES 5	61.9	-2.8
PES 6	88.6	0.0
<b>Median</b>	<b>77.6</b>	<b>-0.3</b>

**Indicator 2: Taking a special interest that the transition to employment takes place before unemployment lasts**  
 very long, total 2003



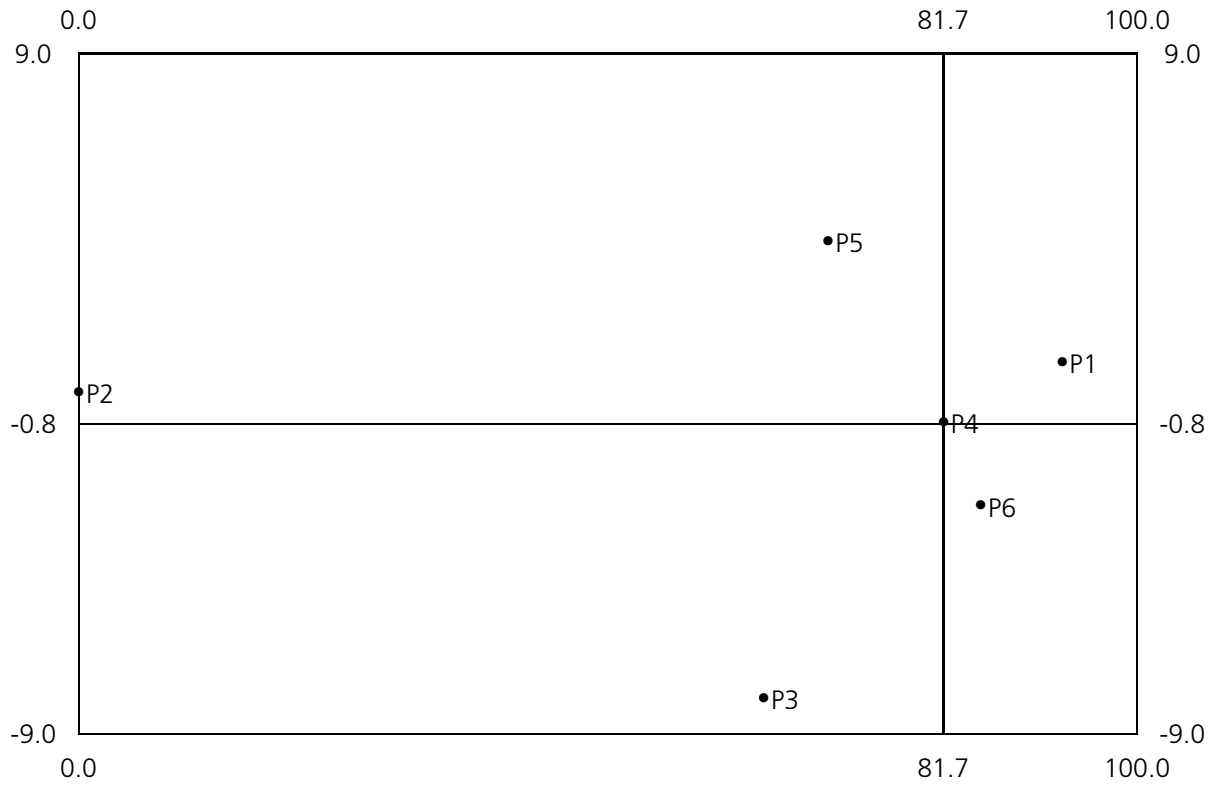
	<b>Level 2003</b>	<b>Change from 2002 to 2003</b>
PES 1	92.3	1.1
PES 2	50.6	-4.8
PES 3	65.1	-7.1
PES 4	81.9	-1.1
PES 5	66.5	4.7
PES 6	85.5	-3.0
<b>Median</b>	<b>74.2</b>	<b>-2.1</b>

**Indicator 2: Taking a special interest that the transition to employment takes place before unemployment lasts very long, men 2002**



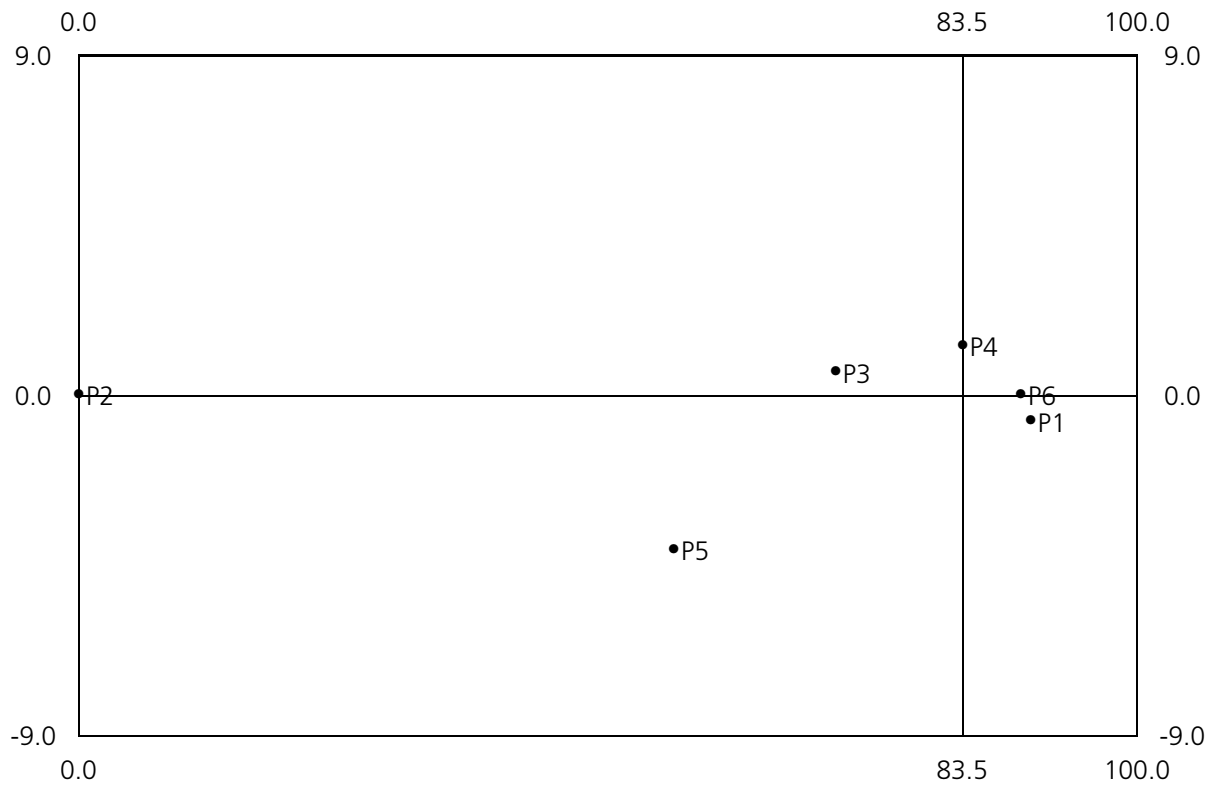
	<b>Level 2002</b>	<b>Change from 2001 to 2002</b>
PES 1	92.1	-1.0
PES 2	0.0	0.0
PES 3	72.7	-1.4
PES 4	82.6	-1.1
PES 5	66.8	-1.9
PES 6	88.2	0.0
<b>Median</b>	<b>82.6</b>	<b>-1.1</b>

**Indicator 2: Taking a special interest that the transition to employment takes place before unemployment lasts very long, men 2003**



	<b>Level 2003</b>	<b>Change from 2002 to 2003</b>
PES 1	92.9	0.8
PES 2	0.0	0.0
PES 3	64.7	-8.1
PES 4	81.7	-0.8
PES 5	70.8	4.0
PES 6	85.2	-3.0
<b>Median</b>	<b>81.7</b>	<b>-0.8</b>

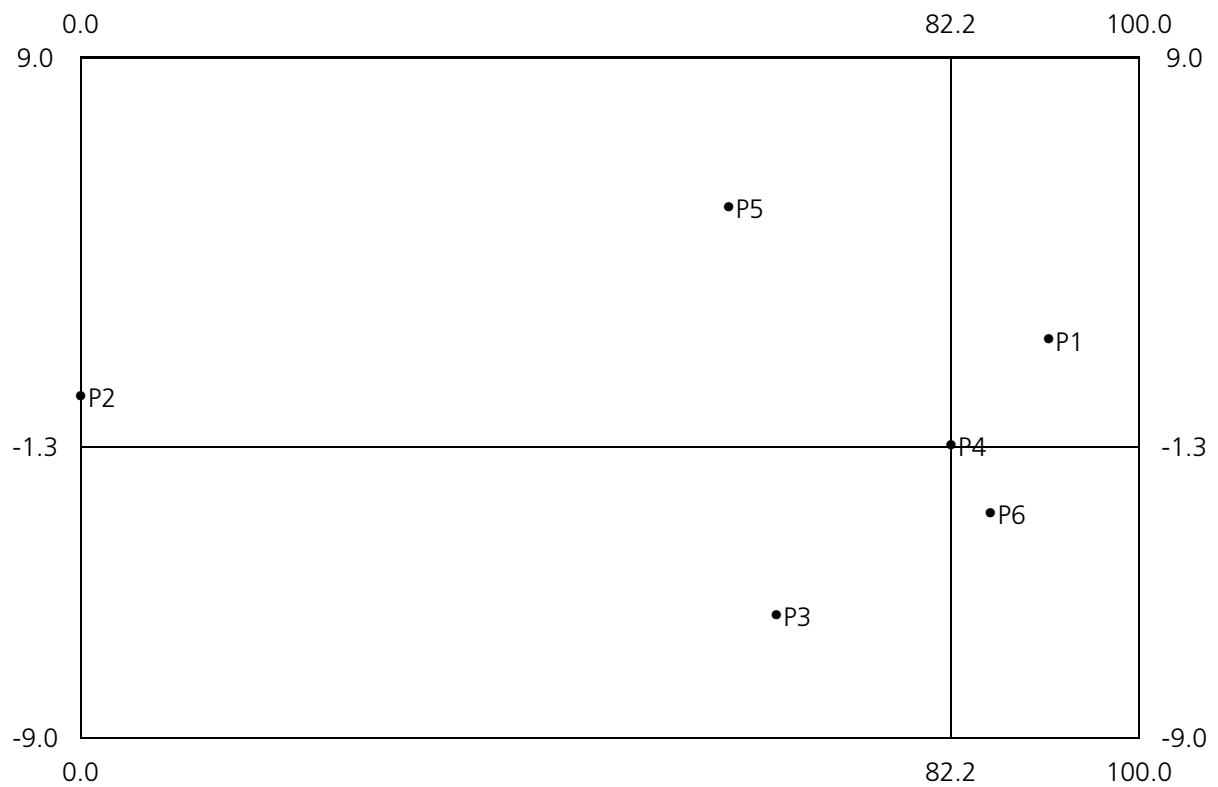
**Indicator 2: Taking a special interest that the transition to employment takes place before unemployment lasts very long, women 2002**



	<b>Level 2002</b>	<b>Change from 2001 to 2002</b>
PES 1	89.9	-0.7
PES 2	0.0	0.0
PES 3	71.5	0.6
PES 4	83.5	1.3
PES 5	56.2	-4.1
PES 6	89.0	0.0
<b>Median</b>	<b>83.5</b>	<b>0.0</b>

**Indicator 2: Taking a special interest that the transition to employment takes place before unemployment lasts**

very long, women 2003



	<b>Level 2003</b>	<b>Change from 2002 to 2003</b>
PES 1	91.4	1.5
PES 2	0.0	0.0
PES 3	65.7	-5.8
PES 4	82.2	-1.3
PES 5	61.2	5.0
PES 6	85.9	-3.1
<b>Median</b>	<b>82.2</b>	<b>-1.3</b>